



PENNAR INDUSTRIES LIMITED

Q1 FY25 INVESTOR PRESENTATION



Disclaimer

This presentation and the accompanying slides (the “Presentation”) have been prepared by Pennar Industries Limited (“Pennar” or the “Company”) solely for information purposes and do not constitute an offer to sell or, recommendation or solicitation of an offer to subscribe for or purchase any securities and nothing contained herein shall form the basis of any contract or commitment whatsoever.

The information contained in this Presentation should be considered in the context of the circumstances prevailing at the time and has not been, and will not be, updated to reflect material developments which may occur after the date of the Presentation. The information set out herein may be subject to updating, completion, revision, verification and amendment and such information may change materially. This presentation is based on the economic, regulatory, market and other conditions as in effect on the date hereof. It should be understood that subsequent developments may affect the information contained in this presentation, which neither the Company nor its affiliates, advisors or representatives are under an obligation to update, revise or affirm.

You acknowledge and agree that the Company and/or its affiliated companies and/or their respective employees and/or agents have no responsibility or liability (express or implied) whatsoever and howsoever arising (including, without limitation for any claim, proceedings, action, suits, losses, expenses, damages or costs) which may be brought against or suffered by any person as a result of acting in reliance upon the whole or any part of the contents of this Presentation and neither the Company, its affiliated companies nor their respective employees or agents accepts any liability for any error, omission or misstatement, negligent or otherwise, in this Presentation and any liability in respect of the Presentation or any inaccuracy therein or omission therefrom which might otherwise arise is hereby expressly disclaimed.

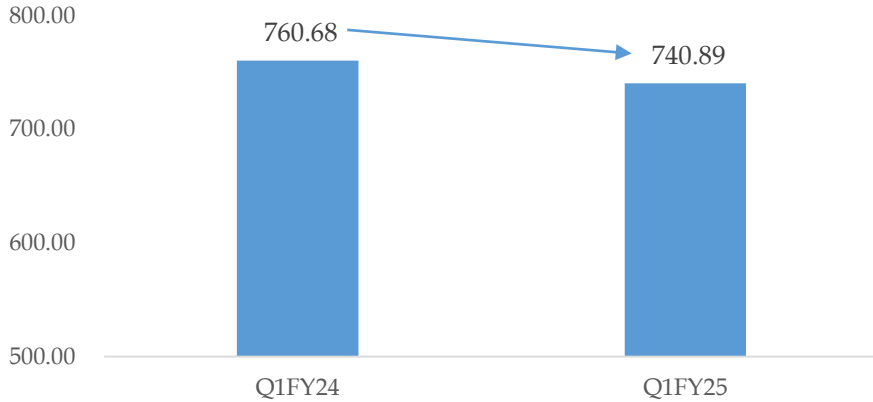
Certain statements contained in this Presentation may be statements of the Company’s beliefs, plans and expectations about the future and other forward looking statements that are based on management’s current expectations or beliefs as well as a number of assumptions about the Company’s operations and factors beyond the Company’s control or third party sources and involve known and unknown risks and uncertainties that could cause actual results to differ materially from those contemplated by the relevant forward looking statements. Forward looking statements contained in this Presentation regarding past trends or activities should not be taken as a representation that such trends or activities will continue in the future. There is no obligation to update or revise any forward looking statements, whether as a result of new information, future events or otherwise. You should not place undue reliance on forward looking statements, which speak only as of the date of this Presentation.

Discussion Summary

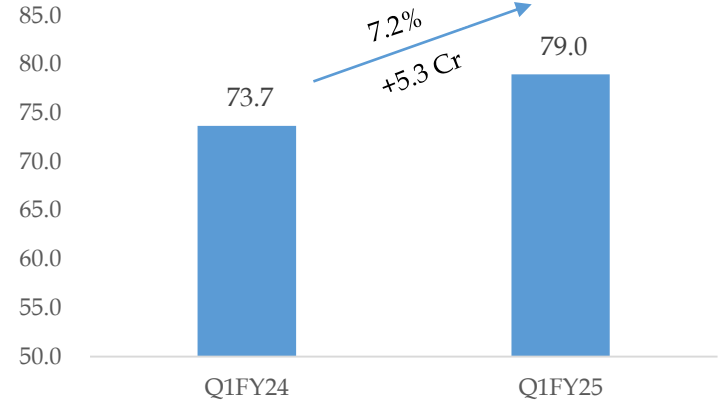
- ❖ Key metrics
- ❖ Results Update
- ❖ Diversified Engineering Company With End-To-End Capabilities
- ❖ Q1 FY25 Business Highlights segment wise
- ❖ Robust Manufacturing Facilities & Strong Sales Network
- ❖ Shareholding Structure

Key Metrics (Q1FY25) - Growth

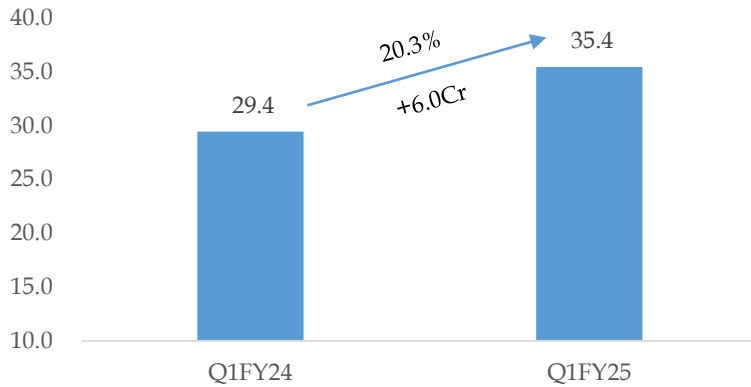
Total Income (Rs in crs)



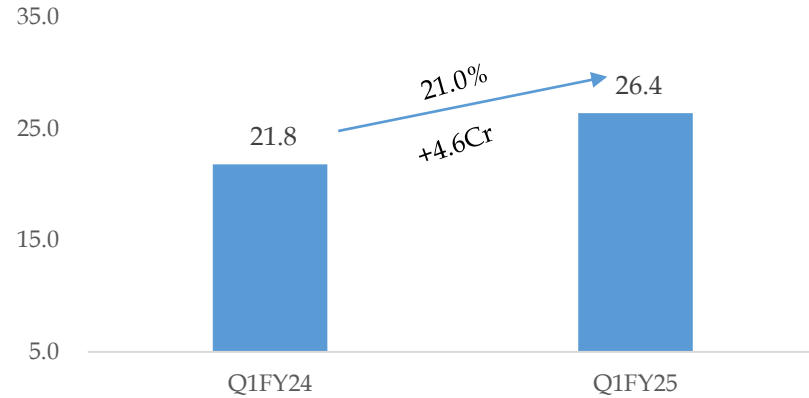
EBITDA (Rs in crs)



PBT (Rs in Cr)



PAT (Rs in crs)

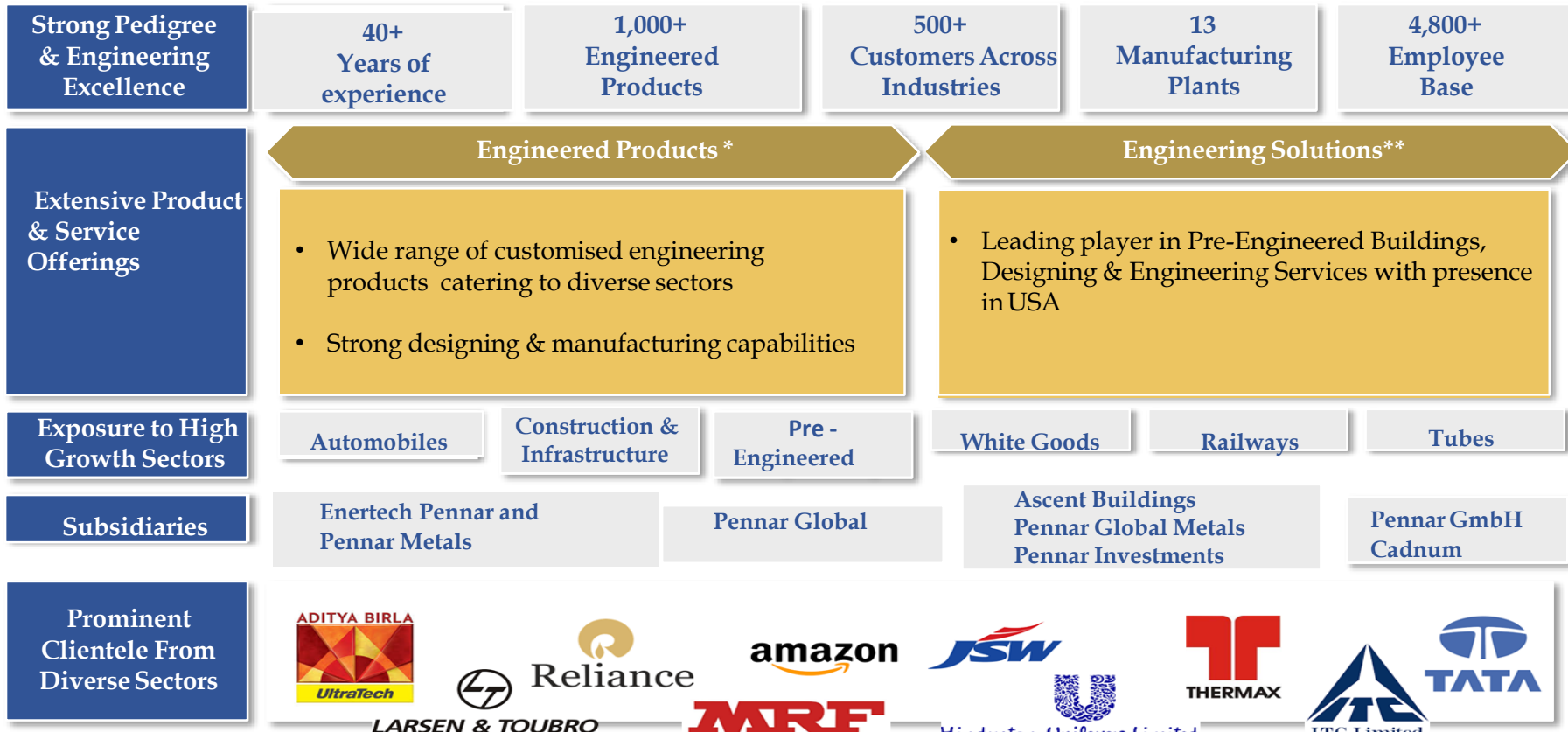


Results Update

Particulars (Rs. in Crs)	Q1 FY25	Q1 FY24	YoY%
Total Income	740.89	760.68	-2.60%
COGS	441.60	464.70	-4.97%
Gross Profit	299.29	295.98	1.12%
Employee Expenses	75.99	80.52	-5.63%
Other Expenses	144.29	141.74	1.80%
EBITDA	79.01	73.72	7.18%
Depreciation	16.54	16.42	0.73%
Finance Cost	27.04	27.85	-2.91%
PBT	35.43	29.45	20.31%
PBT Margin %	4.83%	3.93%	90bps
Tax expense	9.03	7.64	18.19%
PAT	26.40	21.81	21.05%
PAT Margin %	3.60%	2.91%	69bps

Diversified Engineering Company With End-To-End Capabilities

Wide Spectrum of Engineered Products & Customised Turnkey Engineering Solutions Across Diverse Industries



Diversified Engineering – Q1 FY25 Highlights

- Steel Products and Profiles
 - Railways & Assembly sub parts
 - Industrial Components
 - Precision Tubes
 - BIW
 - Metal/Structural Based Engineering Services
 - BIM (Building Information Modelling)
- ✓ The Diversified Engineering revenue for Q1 FY25 is Rs. 423.12 crore compared to Rs. 380.52 crore in Q1 FY24, up by 11.20%.
 - ✓ Industrial Components, Tubes business units, Heating Process Equipment have increased revenue.
 - ✓ Received new orders from Toyota Boshoku, Oriental Electrical, Jindal Steel, Power Mech Projects, Yamaha, Endurance, Elkart, Haldex, Ashok Leyland, IFB, Nuevosol, Saint Gobain, Thermax, ICF, KCC Buildcon, Oriental Wabtec, Shaurya Ispat, Aditya Balaji Rice Mill, FCA Motors etc

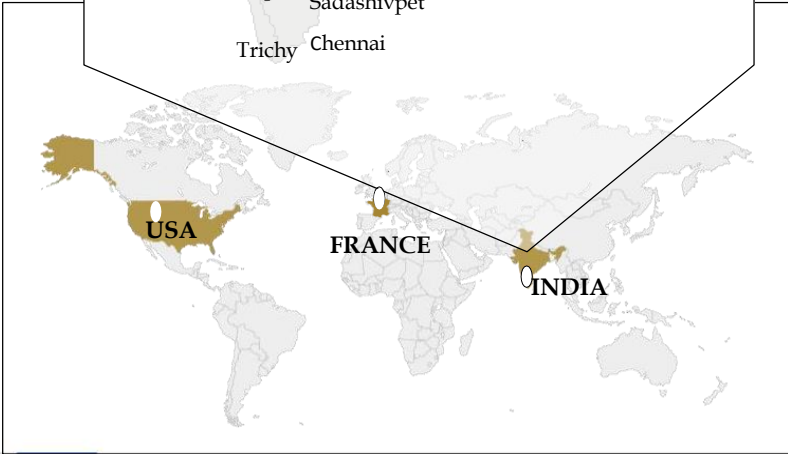
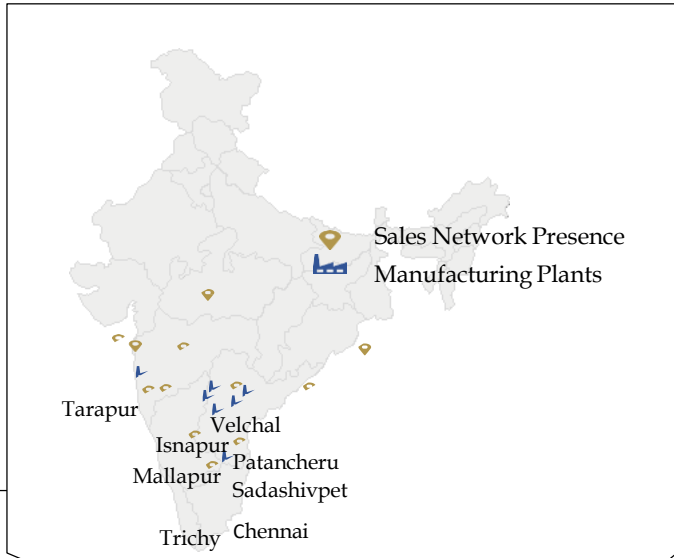
Custom Designed Building Solutions & Auxiliaries - Q1 FY25 Highlights

➤ Pre Engineered Buildings

➤ Structural Steel

- ✓ The Custom Designed Building Solutions & Auxiliaries revenue for Q1 FY25 is Rs. 329.96 crore compared to Rs. 386.28 crore in Q1 FY24.
- ✓ Trial Runs started for New PEB factory Unit in North India being set up at Rai Bareli and expect completion in Q2FY25.
- ✓ Set up wholly owned subsidiary for Engineering Services in Middle East and Africa (MEA).
- ✓ Received new orders from Tata Electronics, Hindalco Industries, Indo Space in India and Wilson Construction, AJ Bright, 84 Lumbar, Atlantic Contract, Roebuck Buildings and Evans GC in US.
- ✓ The order book of PEB India is Rs. 800+ Cr and
- ✓ The order book of PEB US is USD 52+ Mn.

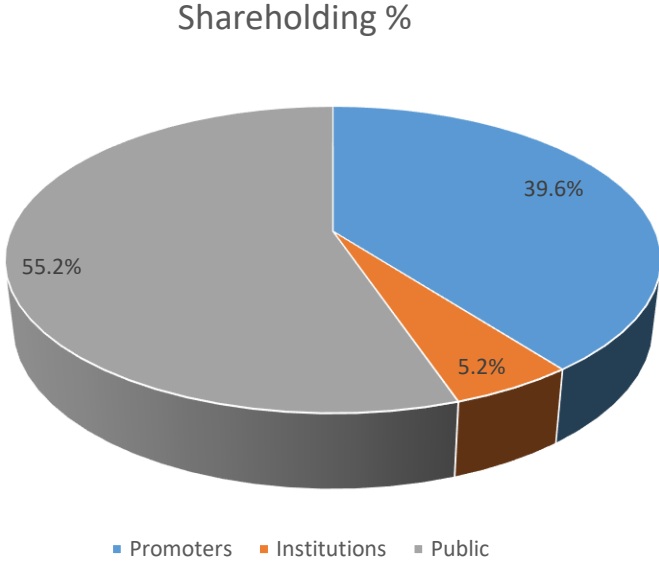
Robust Manufacturing Facilities & Strong Sales Network



Major Location	Products
Patancheru, Telangana	Press Components, Profiles, ESP / Building Products, Solar, Railway Components, CRSS, Fabrication
Chennai, Tamil Nadu	Coaches, Auto Profiles, Components / Hydraulics, Building Products, Body in white
Isnapur, Telangana	CRSS, ERW / CDW Tubes, Profiles, Solar
Velchal, Telangana	Strip Galvanizing, Hot Dip Galvanizing, Pre engineered building systems
Tarapur, Maharashtra	Solar, Building Products, Auto Profiles, ESP
Sadashivpet, Telangana	Pre-Engineered Building Systems, Steel structures and Photo voltaic Module
Trichy, Tamil Nadu	Heating Process Equipment
Mallapur, Hyderabad	Fuel Additives, Water Treatment Chemicals & Solutions
Tennessee, USA	Metal Buildings
Chicago, USA	Tubes
France	Auto & Aerospace

Shareholding Structure

Shareholding % as on 30-06-2024



Source: BSE

Thank You